

The cable for the Man Riding winch runs over the top of the Upper Davit.

The cable for the Fall Arrest Recovery runs through the center of the Upper Davit and then over the top




The counterweight is now ready to use

Safety Factor	No. 15kg Weights	Weight Needed
4:1	24	360KG

ABTECH
SAFETY




24 x 15kg
WEIGHTS




COUNTERWEIGHT DAVIT ASSEMBLY INSTRUCTIONS


2014 - V 1.0




Lay the davit base out flat




Fit the front section of the davit base together using the bolts and spacers provided




Slot the adjustable legs into the davit base




Lay the davit base & counterweight base out flat on the floor




Slot the two base sections together



Bolt the two sections together with the bolts (M19 x 100mm), nuts and washers supplied



Hand tighten the thread bars into the counterweight base



Place the weights evenly onto the bars and secure with the nuts supplied



Slot the Lower Davit into the base socket



Slot the Upper Davit into the Lower Davit

(winch brackets supplied fitted to davit posts)

Attach the winches as shown