


USER INSTRUCTIONS



Certification Body : APAVE SUDEUROPE SAS 17,boulevard Paul Langevin 38600 FONTAINE-FRANCE
[Design&Production Control] : IDENTIFICATION NO.0082

This Full Body Harness is classed as a Personal Protective Equipment (PPE) by the European Regulation (EU) 2016/425 and has been shown to comply with this directive through the Harmonized European standard EN 361:2002.

CAREFULLY READ THESE INSTRUCTIONS BEFORE USING THIS HARNESS

This Harness is designed to minimise the risk of /provide protection against the danger of falling from heights. **However, always remember that no item of PPE can provide full protection and care must always be taken while carrying out the risk relation activity.**

PERFORMANCE AND LIMITATIONS OF USE

This harness has been tested in according with EN 361:2002 and has achieved the following performance levels:

EN 361:2002	Result/Comment
Clause 4.1 Design and Ergonomics	Considered be sufficiently light and likely to remain in place during use without becoming incorrectly adjusted without the wearer's knowledge.(PASS)
Clause 4.2 Material	Material type specified on label as Polyamide-application of naked flame to webbing and thread resulted in melting consistent with synthetic material.(PASS) Different color webbing used for differentiating shoulders and leg straps, stitched with white thread.(PASS) Straps present in pelvic and shoulder areas.(PASS) Primary Straps:44 mm Secondary straps:44 mm(PASS) The breaking tenacity of webbing and yarns,the requirement is at least 0.6 N/tex (PASS)

LIMITATIONS:

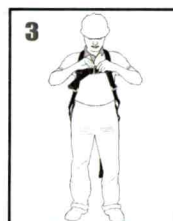

- 1.Harness should be the personal property of its user.
- 2.The strength of the anchor device should conform according to EN 795/2012 or min.12 kN.
- 3.The Full Body Harness should be used in any cases where there is a danger of a free fall.
- 4.It should not be used in highly acid or basic environments.
- 5.Protect the harness from mechanical hazards like sharp edges, tools,exposure to sunlight ,ultraviolet degradation both during usage, transportation and storage.
- 6.If the harness has an extension band at the dorsal D-Ring, make sure that the total length of the Lanyard +Energy absorber +Connectors+Extension band is not more than 2.0m.The user must read the instructions for the energy absorber and understand clearance requirements.

FITTING & SIZING:

Follow Step 1 to Step 6 to wear the harness .Both leg straps as well as shoulder straps are adjustable to fit the size of the user. A harness either too loose or too tight will restrict movement and will not provide the optimum level of protection .The size of the harness is marked on a label attached to It and It is universal.

Visually inspect the harness before use to ensure that it is in a serviceable condition and operates correctly

- Step 1:** Hold the harness by dorsal D- ring as shown in figure 1,marked as ' A 'on label. Use this as an attachment element for connectors ,lanyards energy absorber, etc
- Step 2:** insert your arms into the shoulder straps (left arm into left shoulder straps, right arm into the right shoulder strap)and close the metallic buckles on the chest strap as shown in Figure 2.
- Step 3:** The harness is now on the body with two leg straps hanging down at the back .Pull the leg straps one around your thighs outwards to your front as shown in figure 3.
- Step 4:** Close the adjustable buckles of the leg strap one by one as shown in figure 5.(Figure 4 shows how to close the adjustable buckles)
- Step 5:** Tighten the leg straps by pulling the free ends of the straps as shown in figure 6 until the harness fits the body tightly without hindering free movement.
- Step 6:** Now depending upon the condition of usage, use the front textile loops or dorsal metallic D-ring or both as point of attachment of Fall Arrest Systems.



In case of any doubt arising about the condition of any component or system, replace it immediately. If the item has arrested a fall, withdraw it from service & return to the manufacturer or to a competent repair center. While using the harness, ensure that there is a minimum clearance of 6.75m below the work platform, based on a 2mtr long lanyard used in FF2 with 1mtr additional safety margin, to avoid contact with the ground during a fall.

Apart from Fall Arrest, this harness can be used in specific situations in conjunction with Fall Arrestors where front attachment is needed.

A rescue plan must be in place before use, for carrying out a rescue operation in case of emergency.

MATERIAL USED: The entire webbing used in this harness is made up of polyamide and breaking tenacity of webbing & yarns is at least 0.6N/ tex.

WARNING: Ensure that the user instructions are complied with for all other components in the fall arrest systems like lanyards, carabiners, etc.

COMPATIBILITY: To optimize protection, in some instance it may be necessary to use the harness with suitable boots/gloves/helmets/ ear defenders. In this case, before carrying out the risk-related activity, consult your supplier to ensure that all your protective products are compatible and suitable for your application. Also ensure that the product is used by a trained and/ or competent person

STORAGE AND TRANSPORT: When not use, store the harness in a well ventilated area away from extremes of temperature. Never place heavy items on top of it. If possible avoid excessive folding and preferably store it hanging vertically. If the products is wet, allow it to dry fully before placing it into storage.

REPAIR: If the product becomes damaged, it will Not provide the optimum level of protection, and, therefore, should be immediately replaced. Never use the damaged product.

CLEANING: in case of minor soiling, wipe the full body harness with cotton cloth or a soft brush. Do not use any abrasive material. For intensive cleaning wash the harness in water at a temperature of 30°C Max. with a neutral detergent (pH+-7). The washing temperature should not exceed 30°C. Do not use acid or basic detergents. Follow the washing instructions absolutely without any deviations.

LIFESPAN: The functional life of the lanyard is determined by work conditions and maintenance. As long as the product pass inspection criteria, It may remain in service. It can be used up to 10 years from the date of manufacture if suitably maintained and defect free.

MARKING



The Harness is marked with

- (i) The CE mark showing that the product meets the requirements of the PPE European Regulation (EU)2016/425
- (ii) identification of the Manufacturer xxx
- (iii) Type
- (iv) Batch/Lot No
- (v) Serial No. of the Harness
- (vi) Material
- (vii) Month and year of Manufacture
- (viii) Number and Year of the document to which the equipment conforms
- (ix) Pictogram to indicate the necessity to read the instructions of use

It is recommended that the harness should be inspected and examined by a competent person for any damage or failure if the need arises, but at least once a year. The observation should be recorded in the table below. In case such damages are observed, the full body harness is to be replaced immediately. The function life of the harness is determined by work conditions and maintenance. As long as the product passes inspection criteria, it may remain in service for a maximum of 10 years.

The full body harness shall only be used within a fall arrest system according to EN 363:2018 in combination with a guided type fall arrester on a flexible anchor line according to EN 353-2:2002 or lanyard with energy absorber according to EN 354:2002 and EN 355:2002, or a retractable type fall arrest according to EN 360:2002. The instructions for use for the individual components are to be observed.

NOTE: Emergency & Medical Information :

Is it appropriate to request medical and other information to assist an individual/harness user with a disability in an emergency?

Employer is permitted to ask employees to self identify and indicate if assistance will be needed during an emergency under the following circumstances: 1) After making a job offer but before work begins 2) By means of periodic surveys of all current employees/user, as long as employer makes it clear that self identification is voluntary and explains the purpose for requesting the medical information 3) By asking employees with known disabilities whether they will require assistance in an emergency. Employer will inform all people who are asked about their possible need for emergency assistance that the information they provide will be kept confidential and shared only with people who have responsibilities under the emergency preparedness plan.

NOTE: Official Language of the Country

It is essential and responsibility of the reseller, for the safety of the harness user that if the product is re-sold outside the original of destination the reseller shall provide instructions for use, for maintenance, for periodic examination and for repair in the official/local language of the country in which the product is to be sold and finally used.

SERVICE AND INSPECTION RECORD

Date	Damage Observed	Repair	Comments

IDENTIFICATION

1. Type	5. Date of Purchase
2. Identification Mark	6. Date of First Use
3. Batch No.	7. Name of User
4. Year of Manufacture	8. Comments

Next Inspection Due on: